

SALEM VILLA



SALEM

Villa

BY FOREST RIVER



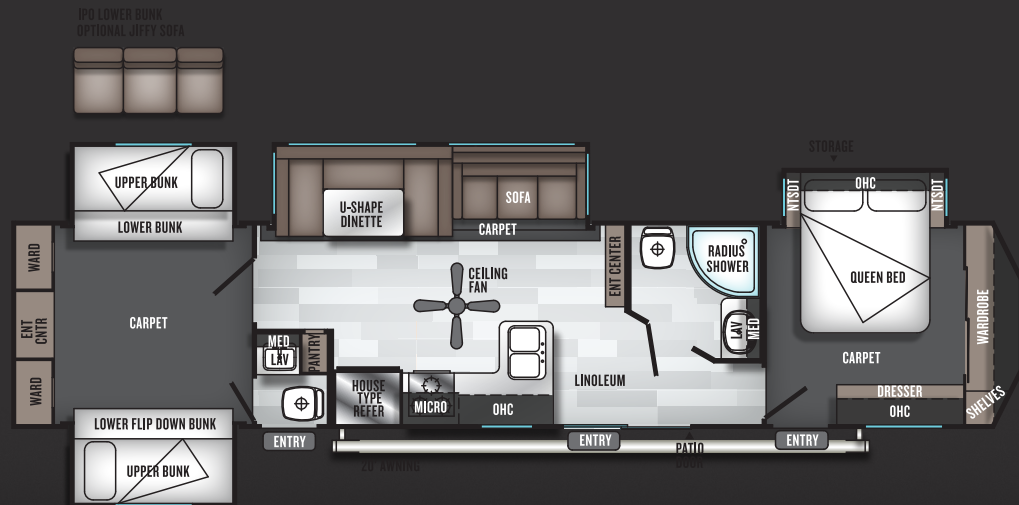


42QBQ

SHOWN WITH CUSTOMER-SUPPLIED TV | INTERIOR: MARBLE

Your Home Away From Home

Camping with a large family or multiple guests does not have to be inconvenient. With a massive bunk room and a large, comfortable layout, you will almost feel as if your home came with you!





VILLA

Housekeeping Matters

Our central vacuum system helps with quick and easy cleanup. With a hypo-allergenic bag, you will battle less dust, and feel like you are home. If not better!



OTHER BRANDS



VILLA

Convenience Matters

Featuring a large, 1.6 cu ft. oversized Whirlpool microwave, you can use it for much more than other competitor's brands.



OTHER BRANDS



VILLA

Appliances Matter

When practicality and beauty collide, you have kitchens that you truly enjoy preparing meals in!



OTHER BRANDS



VILLA

Solid Surface Matters

Our LG ® solid surface counter-tops are much easier to clean, more resistant to staining, and certainly catch the eye.

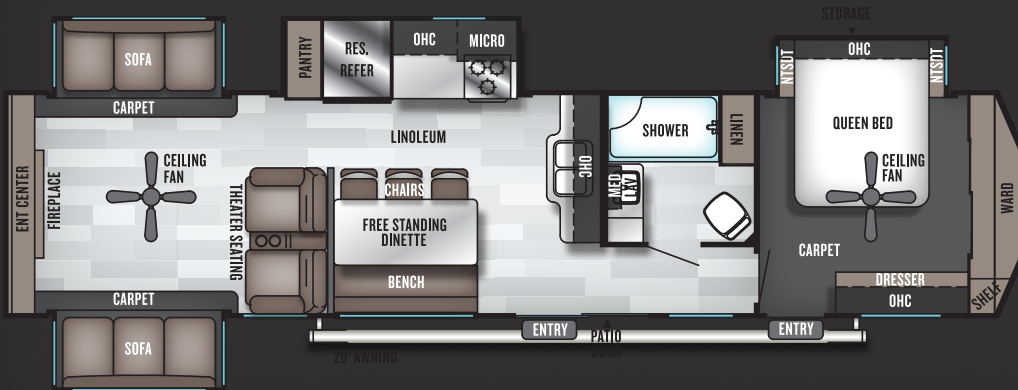


OTHER BRANDS



395RET

SHOWN WITH CUSTOMER-SUPPLIED TV | INTERIOR: MARBLE



Entertain with Style.

When you have visitors, you want them to enjoy their stay. The 395 takes entertainment to a whole new level, with large group seating arrangements, and a living room that is virtually unmatched in its ability to comfortably handle multiple people.



VILLA

Sleep Matters

Camping has always been associated with bad mattresses, until now! Meet your big days head on, after a night on our thick, pillow-top Denver ® mattresses.

OTHER BRANDS

Fireplaces Matters

Our 30" Built in Fireplace with Crystals is not only functional, but with several color options, it is a stunning addition to your luxury "getaway".

OTHER BRANDS



VILLA



VILLA

Lighting Matters

There is no question that lighting, done correctly, can help affect a person's mood. Relax in style, with our off-set under-cabinet lighting.

OTHER BRANDS



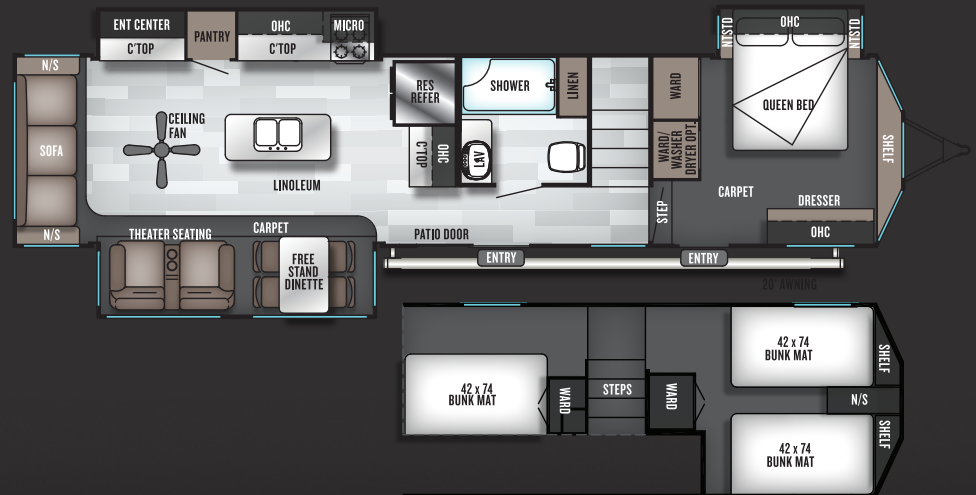


42DL

SHOWN WITH STANDARD 50" TV (GRAND VILLA MODELS) | INTERIOR: OYSTER

Make a Statement

Leading the way in innovation, comfort, and practicality. Whether you are looking to accommodate many guests, or whether you just want a split bunk-room for the kids...Or even if you have no visitors, and need an "attic" for additional storage, this unit can handle it all.





OTHER BRANDS

Refrigerators Matter

Available selectively in the Grand Villa - The Extra Large French Door Fridge will take care of the largest families!



VILLA

Teddy-Bear Bunks

Our ultra-soft, Teddy Bear (brand) bunks, will help your guests enjoy a full night's rest, and ready to hit the trails in the morning!



OTHER BRANDS

VILLA



VILLA

Slide-Out Lighting

Lighting truly makes the difference. Over-slide lighting will definitely make your Villa warm and inviting.



OTHER BRANDS





SALEM VILLA
**INTERIOR
 FEATURES**

CLASSIC

- A. Vaulted Ceilings in Living Rooms
- B. Tinted Radius Safety Glass Windows
- C. LG® Solid Surface Counter Tops (Limited Time Options*)
- D. Modern Black Out Roller Shades in Living Room
- E. LED Accent lighting over main slides (Limited Time Options*)
- F. 30" Electric Fireplace with Glass Crystals
- G. 84" Interior Heights
- H. Extra Large Whirlpool Microwave
- I. Shaw® Cold, Crack and Tear Resistant Flooring



ESTATE

- A. Accent Glass Cabinet Doors
- B. 7' Tall Slide Out Heights
- C. 8' Tall Ceilings
- E. Thomas Payne Collection, Sleeper Sofa
- F. Shaw® Residential Carpeting with R2X Stain Protection
- G. Brushed Nickel Hardware
- H. Ceiling Fan in Living Areas
- I. More Kitchen Counter Top Space

* See your dealer for more details about our Limited Time Options

CLASSIC STANDARDS & OPTIONS

COMFORT & CONVENIENCE

- 84" interior height with cathedral ceilings
- Black framed tinted safety glass windows
- Modern privacy shades w/ autostop (Living room, bed)
- Triple sealed slide outs
- Water heater by-pass
- 6-gallon quick recovery DSI gas/electric water heater
- Ducted Coleman® 13,500 BTU central air conditioner w/ quick cool feature
- In-floor ducted heat w/ 35K BTU furnace
- Stain resistant carpet with padding
- Flush-floor hydraulic slide rooms with manual override (Most models)
- Systems monitor panel
- 6' 2" Tall slide rooms
- Solid wood drawer fronts with ball bearing drawer guides
- Shaw® vinyl slip resistant flooring

KITCHEN

- Extra large overhead cabinets w/hidden hinges
- Mortise and tenon shaker style hardwood cabinet doors
- 16 cu. ft. residential refrigerator
- 12-volt power range hood w/ light
- Whirlpool® 1.6 cu. ft. oversized microwave
- One piece, water resistant, designer backsplash
- Stainless double basin residential style kitchen sink
- High definition countertops
- 3 burner Furrion® range and oven w/ glass cover
- High rise spring faucet at kitchen sink

- Kitchen waste basket (Some models)
- Pantry with shelves

LIVING ROOM

- NEW Bluetooth sound bar w/ TV hook-up
- Thomas Payne® recliners (Per floorplan)
- Thomas Payne® tri-fold sofa (Per floorplan)
- Cathedral ceiling w/ ceiling fan
- Digital TV antenna w/ booster
- Cable and satellite ready
- Extra large picture window at dinette
- Extra large dinette for more comfortable dining and sleeping
- Decorative lights in slide-out

BEDROOM

- Modern roller shade window treatment (Limited time option)
- "Teddy bear" bunk mattresses (Per floorplan)
- Denver 9" pillowtop mattress
- LED reading lights over master bed
- Designer residential bedspread with five pillows
- Lift up beds w/ gas struts (Most models)
- Cable TV hook-up
- Stain resistant carpet w/ padding
- Solid privacy doors

BATHROOM

- Giant mirror w/ vanity light
- Ceiling light w/ convenient wall switch
- ABS tub or shower w/ one-piece surround

EXTERIOR:

- New 2 exterior speakers w/ Blue LED Lights
- Patio awning
- Patio door w/ screen
- Radius entry door
- 15" radial tires (16" with optional fiberglass exterior)
- Entry assist handle
- 2 - 30 lb. LP tanks w/ automatic change over & EZ access LP cover
- City water fill

CONSTRUCTION

- 12" extruded I-beam frame (Per model)
- Cambered chassis
- 2" x 3" floor joists 12" on center
- 5/8" 5-ply tongue and groove plywood floor decking
- 2" wall studs maximum 16" on center
- 5" bowed truss roof rafters
- 3/8" walk-on roof decking
- R-7 insulation
- Seamless one piece roof w/ 12 year manufacturer defect warranty

SECURITY & SAFETY

- Smoke detector
- Fire extinguisher
- Carbon monoxide detector
- LP gas leak detector
- Porch light w/ interior switch
- GFI receptacles and covered patio outlet
- Welded heavy duty safety chains
- Certified to meet all national highway traffic safety

administration specs

POPULAR OPTIONS:

- Gel coat fiberglass exterior
- 10-gallon gas/electric DSI water heater
- Skylight over tub
- Outside kitchen (42QBBQ only)
- Free standing dinette w/ 4 chairs
- Outside shower
- Detachable hitch

LIMITED TIME PROGRAM

OPTIONS:

- Exterior LED Light Strip Under Awning
- LED Interior Mushroom Style Bright Lights
- Central Vacuum
- Solid Surface Kitchen Counter Tops
- Modern Cloth Roller Shades w/AutoStop (Living, Bed)
- New Furrion Recessed Stove with Glass Stove Cover
- Stainless Steel Kitchen Appliances
- 1.6 Cu. Ft. Oversized Whirlpool Microwave
- Stainless Steel Dual Basin Undermount Sink
- LED Accent Light Pkg: Under-Cabs and Over LR Slides
- Stainless Steel Roll Up Sink Cover
- 30" Built in Electrical Fireplace w/Crystals

CONSTRUCTION. BUILT TO LAST.

- 1 Radius triple entry steps
- 2 102" exterior width for increased living space (96" on Villa Classic)
- 3 110 volt residential style exterior light (Varies per model)
- 4 Standard patio door
- 5 15" radial tires (16" with crème high gloss gel coat option)
- 6 12" I-beam powder coated frame (per model)
- 7 5/8" tongue and groove plywood flooring
- 8 Residential carpet w/ padding
- 9 Fender skirt
- 10 2" wall studs 16" on center
- 11 15K BTU high output A/C (13.5K on Villa Classic)
- 12 Seamless one-piece roof (12 yr. manufacturer defect warranty)
- 13 3/8" roof decking (Full walk-on roof)
- 14 R-7 fiberglass insulation throughout
- 15 Dual LP bottle cover w/ easy access
- 16 5" truss roof rafters 16" on center
- 17 Aluminum siding (High gloss gel coat opt.)
- 18 96" interior height (Villa Estate), 84" interior height (Villa Classic)
- 19 30" Radius fiberglass door





AMISH CRAFTSMANSHIP

Only the finest attention to detail goes into each Villa. Our skilled craftsmen have many years of experience building beautifully finished cabinetry. The solid nature of our well-designed woodwork is another reason why Villa is the best built RV on the road.

ESTATE STANDARDS & OPTIONS

COMFORT AND CONVENIENCE

- 8 Foot tall ceiling heights
- 7 Foot tall slide heights
- Deluxe window package with tinted glass windows
- Shaw® plank wood linoleum
- 102" Exterior width for increased living space
- Wider hallways
- Water heater by-pass
- Wired and braced for second A/C (2nd A/C standard on 4092BFL and 42DL)
- Modern privacy shades w/ autostop in living room, bed (Limited program option)
- 20-Gallon electric water heater
- Ducted Coleman® 15,000 BTU central air conditioner w/ quick cool feature
- In-floor ducted heat w/ 35K BTU furnace
- Flush-floor hydraulic slide rooms w/ manual override (Most models)
- Systems monitor panel
- Shaw® stain resistant carpet with padding
- 50 Amp electrical service and
- 65 Amp 12 volt converter
- Solid hardwood drawer fronts

KITCHEN

- Whirlpool 1.6 cu. ft. oversized microwave
- One piece designer backsplash

- 2 outlets in every kitchen
- Skylight in every kitchen
- Brushed nickel hardware
- Free standing dinette with 4 chairs
- Extra large, shaker style, overhead cabinets
- Full extension ball bearing drawer guides
- Residential style, built-in oven and cooktop
- 16 Cu. Ft. Residential electric refrigerator
- Pantry with shelves
- High-definition countertops
- Dual basin stainless steel sink

LIVING ROOM

- NEW Bluetooth sound bar w/ remote and TV hook-up
- Thomas Payne® collection tri-fold sofa
- Thomas Payne® collection rocker recliners (Per floorplan)
- Digital TV antenna w/ booster
- Cable and satellite hookup
- Glass sliding patio door
- Ceiling fan with wall switch

BEDROOM

- NEW - 2.4 amp dual USB ports at master bed

- Upgraded "teddy bear" bunk mattresses (Per model)
- Shoe nook at foot of master bed
- Outlets at back-side of master bed
- Denver 9" pillowtop mattress
- Bedspread and decorative pillows
- Ceiling fan (N/A 4092BFL and 42DL)
- Comfort flex bed frame and base with storage (Most models)
- Under bed storage (Most models)
- Solid privacy doors

BATHROOM

- 50" Walk-in shower with seat (Most models)
- Giant mirror w/ vanity light
- Full extension ball bearing drawer guides
- Porcelain foot flush toilet(s)
- 12" 10-Blade fantastic bath fan™

EXTERIOR

- NEW 2 Exterior Speakers w/ Blue LED
- Black exterior moldings
- (2) 110V lights on front (Some models)
- Cold crack and mildew resistant awning
- 15" Radial tires (Per floorplan)
- 30 Lb. Double LP tanks w/ automatic change over
- EZ access LP tank cover

- City water fill w/ brass valve
- Swing out entry assist handle

CONSTRUCTION

- 12" Forged I-beam frame
- Cambered chassis
- Seamless holding tanks
- Color coded water lines
- 2" X 3" floor joists 12" on center
- 5/8" 5-Ply tongue and groove plywood floor decking
- 2" Wall studs maximum 16" on center
- 5" Bowed truss roof rafters
- 3/8" Walk-on roof decking
- One-piece, seamless roof w/ 12 year warranty
- Triple sealed slide outs
- R-7 insulation throughout (Floors, walls, ceilings, and slide-outs)

SECURITY AND SAFETY

- Smoke detector
- Fire extinguisher
- Carbon monoxide detector
- LP gas leak detector
- Door latch w/ integrated dead bolt lock
- GFI receptacles and covered patio outlet
- Welded heavy duty safety chains
- Lockable fiberglass radius baggage doors
- ANSI 119.2

- Certified to meet all national highway traffic safety administration specifications

POPULAR OPTIONS

- Trifold Sofa in Bunk Room IPO Bunk
- Detachable hitch (NA 42DL)
- Outside shower
- Skylight over tub

LIMITED TIME

PROGRAM OPTIONS

- Exterior LED Light Strip Under Awning
- LED Interior Mushroom Style Bright Lights
- Central Vacuum
- Solid Surface Kitchen & Bathroom Counter Tops
- Modern Cloth Roller Shades w/ AutoStop (Living, Bed)
- Stainless Steel Kitchen Appliances
- 1.6 CuFt Oversized Whirlpool Microwave
- Stainless Steel Dual Basin Undermount Sink
- LED Accent Light Pkg: Under-Cabs and Over LR Slides
- Stainless Steel Roll Up Sink Cover



A



B



C



D



E



F




G



H



I



J

SALEM VILLA CLASSIC & ESTATE

POPULAR FEATURES

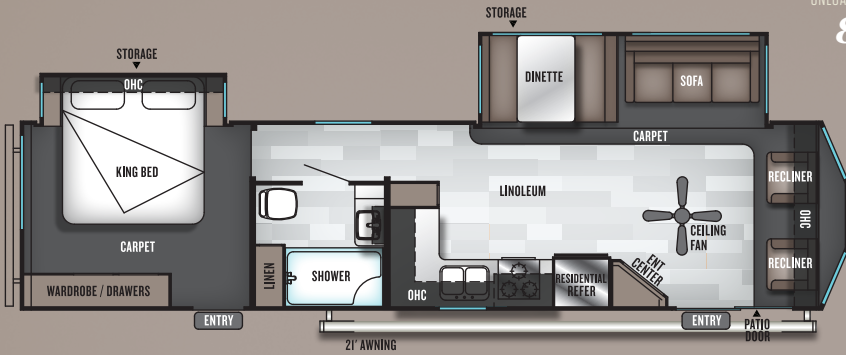
- A. Thomas Payne Collection Tri-Fold Sleeper Sofa
- B. Frosted Glass Corner Shower (Per floorplan)
- C. 50" Walk-in Shower with Seat (Per floorplan)
- D. Cloth Modern Roller Shades In Living Room
- E. Stainless Steel Appliances and Residential Refrigerator
- F. Over Slide LED Accent Lighting (Limited Time Options*)
- G. Recessed Stove with Glass Cover (Villa Classic Only)
- H. LG® Solid Surface Countertops (Limited Time Options*)
- I. Stainless Steel Roll Up Sink Cover (Limited Time Options*)
- J. White LED Awning Light (Limited Time Options*)

* See your dealer for more details about our Limited Time Options

VILLA CLASSIC

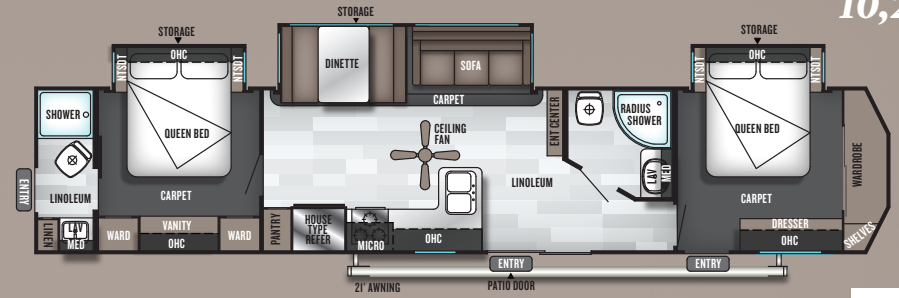
353FLFB

UNLOADED VEHICLE WEIGHT:
8,620



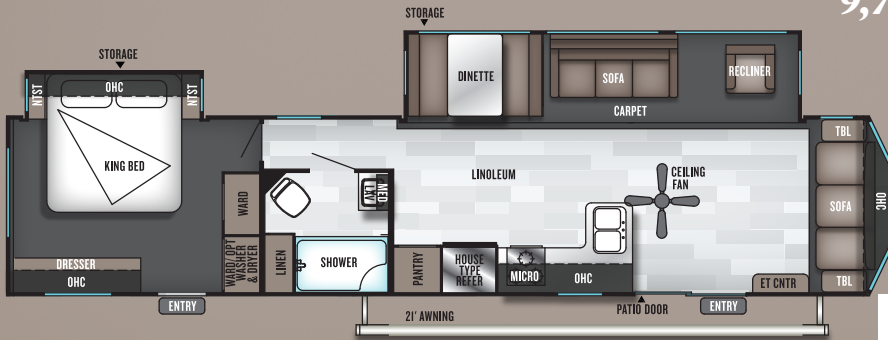
4002Q

UNLOADED VEHICLE WEIGHT:
10,240



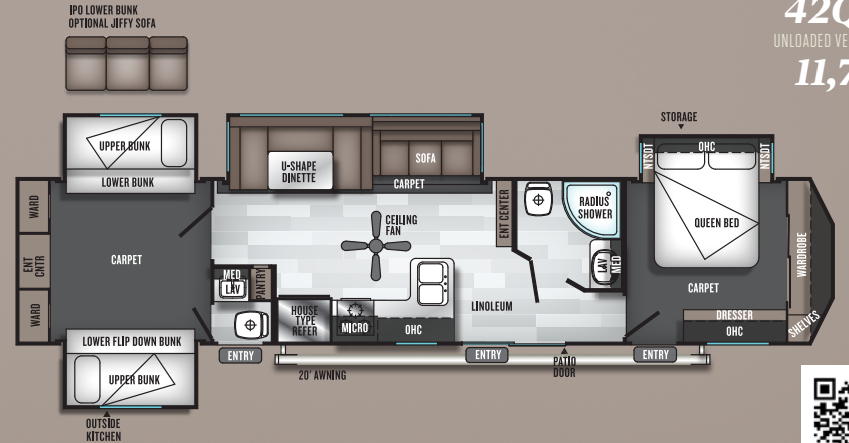
40FDEN

UNLOADED VEHICLE WEIGHT:
9,720



42QBQ

UNLOADED VEHICLE WEIGHT:
11,700



VILLA CLASSIC & ESTATE

VILLA ESTATE

VILLA GRAND ESTATE

	353FLFB	4002Q	40FDEN	42QBQ	393FLT	394FKDS	395RET	4092BFL	42DL
HITCH WEIGHT (LBS.)	1290	1260	1295	1325	1535	1555	1468	1605	1855
AXLE WEIGHT (LBS.)	7330	8980	8425	10375	9435	8520	9830	10248	10805
UNLOADED VEHICLE WEIGHT (LBS.)	8620	10240	9720	11700	10970	10075	11298	11853	12660
CARGO CARRYING CAPACITY (LBS.)	2811	1161	1716	1566	2506	1621	2111	1693	1136
EXTERIOR LENGTH (LBS.)	38' 3"	43' 7"	42' 6"	42' 10"	40' 5"	40' 8"	40' 10"	41' 8"	41' 8"
EXTERIOR HEIGHT (LBS.)	11' 3"	11' 4"	11' 2"	11' 2"	11' 5"	11' 2"	11' 3"	11' 2"	11' 2"
FRESH WATER (GAL.)	39	39	39	40	39	39	39	39	40
BLACK WATER (GAL.)	40	80	40	80	40	40	40	40	40
GREY WATER (GAL.)	50	90	80	80	80	90	80	80	80
TIRE SIZE (IN.)	15	15	15	15	15	15	15	15	15

SALEM VILLA CLASSIC & ESTATE FLOORPLAN KEY

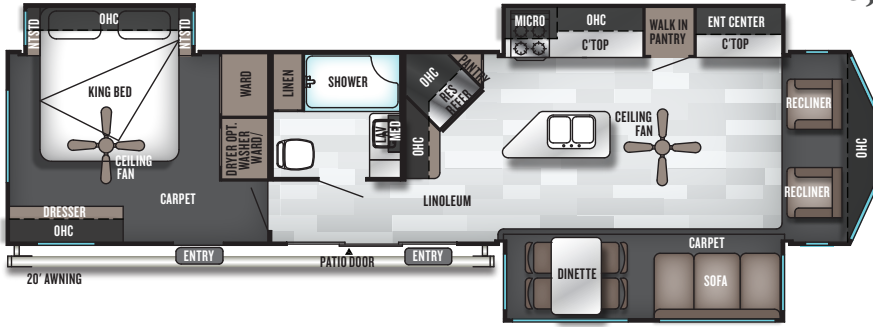
Pillows and blankets shown on beds and bunks are for demonstration purposes only and do not come with your new coach.

OHC :: OVERHEAD CABINET
WARD :: WARDROBE

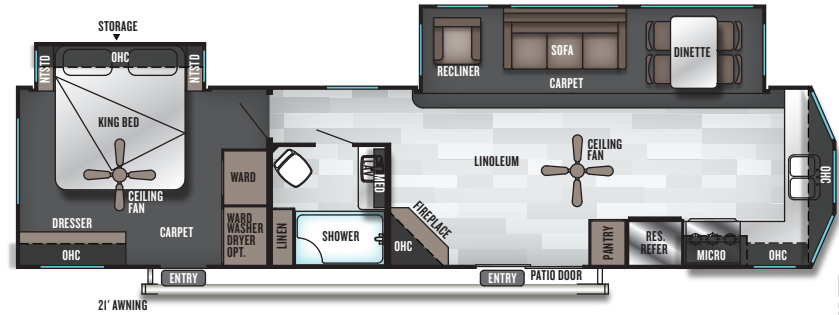
MICRO :: MICROWAVE
LAV :: BATHROOM SINK

VILLA ESTATE

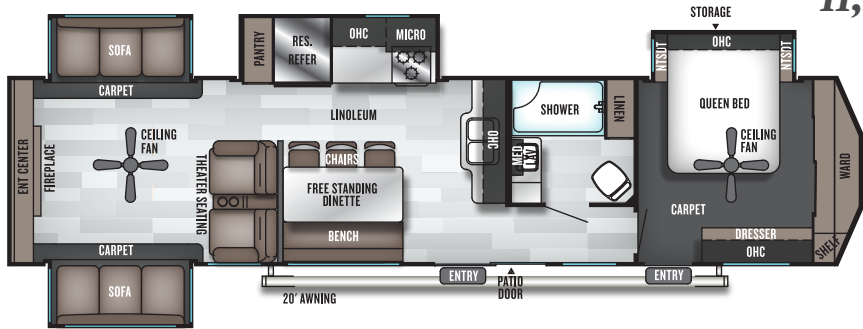
393FLT
UNLOADED VEHICLE WEIGHT:
10,970



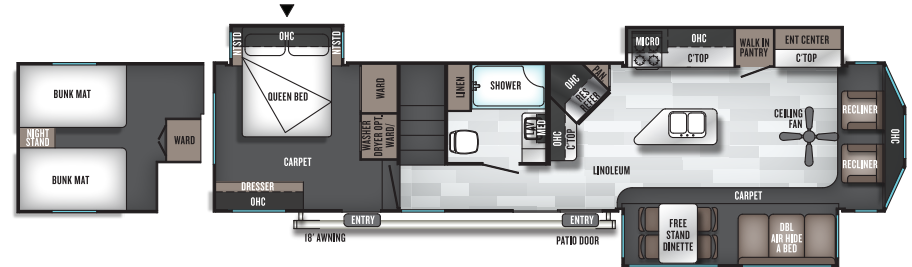
394FKDS
UNLOADED VEHICLE WEIGHT:
10,075



395RET
UNLOADED VEHICLE WEIGHT:
11,298

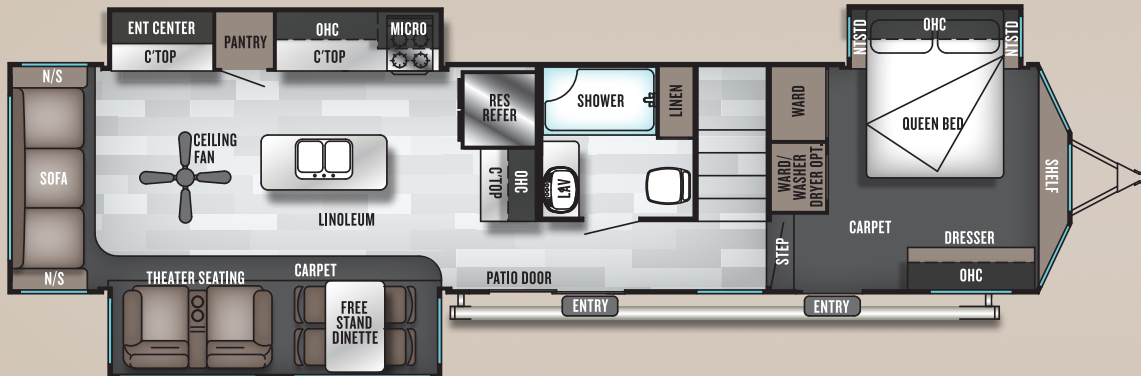


4092BFL
UNLOADED VEHICLE WEIGHT:
11,853



GRAND VILLA

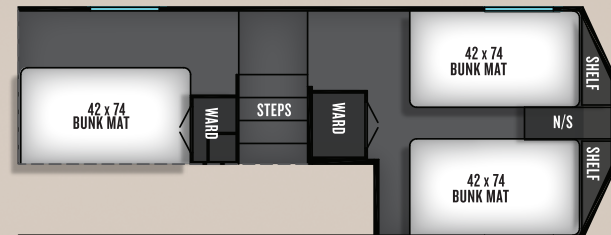
STORAGE



42DL
UNLOADED VEHICLE WEIGHT:
12,660

UPPER LOFT

20' AWNING



SPECIFICATION DEFINITIONS

GVWR (Gross Vehicle Weight Rating) - is the maximum permissible weight of the unit when fully loaded. It includes all weights, inclusive of all fluids, cargo, optional equipment and accessories. For safety and product performance do NOT exceed the GVWR.

GAWR (Gross Axle Weight Rating) - is the maximum permissible weight, including cargo, fluids, optional equipment and accessories that can be safely supported by a combination of all axles.

UVW (Unloaded Vehicle Weight)* - is the typical weight of the unit as manufactured at the factory. It includes all weight at the unit's axle(s) and tongue or pin and LP Gas. The UVW does not include cargo, fresh potable water, additional optional equipment or dealer installed accessories.


*Estimated average based on standard build optional equipment.

CCC (Cargo Carrying Capacity)** - is the amount of weight available for fresh potable water, cargo, additional optional equipment and accessories. CCC is equal to GVWR minus UVW. Available CCC should accommodate fresh potable water (8.3 lbs per gallon). Before filling the fresh water tank, empty the black and gray tanks to provide for more cargo capacity.

** Estimated average based on standard build optional equipment

Each Forest River RV is weighed at the manufacturing facility prior to shipping. A label identifying the unloaded vehicle weight of the actual unit and the cargo carrying capacity is applied to every Forest River RV prior to leaving our facilities.

The load capacity of your unit is designated by weight, not by volume, so you cannot necessarily use all available space when loading your unit.



24/7 EMERGENCY ROADSIDE ASSISTANCE WITH VEHICLE PURCHASE*

TOWING	WINCH-OUT
JUMP-STARTS	MOBILE MECHANIC
TIRE CHANGES	TECHNICAL
FLUID DELIVERY	SUPPORT
LOCKOUT	DEALER LOCATOR
SERVICE	SERVICES



*VALID FOR 1 YEAR FROM DATE OF PURCHASE

YOUR SALEM DEALER

2019

All information contained in this brochure is believed to be accurate at the time of publication. However, during the model year, it may be necessary to make revisions and Forest River, Inc., reserves the right to make all such changes without notice, including prices, colors, materials, equipment and specifications as well as the addition of new models and the discontinuance of models shown in this brochure. Therefore, please consult with your Forest River dealer and confirm the existence of any materials, design or specifications that are material to your purchase decision. Litho. U.S.A. FOR 1541 W: 2019.01.23

THE SALEM LINE-UP



SALEM



SALEM CRUISE LITE



SALEM VILLA | VILLA ESTATE



SALEM HEMISPHERE

CUSTOMER SATISFACTION



www.ForestRiverBuyLocal.com

FREE MEMBERSHIP
to Forest River Owners' Group

www.forestriverfrog.com



Learn More
Scan this barcode using a QR Reader on your smart phone to learn more about Forest River.



A Berkshire Hathaway company.

Forest River, Inc. 55470 C.R. 1 Elkhart, IN 46515 | (574) 533-5934
www.forestriverinc.com/Salem | www.forestriveraccessories.com



PRE-DELIVERY INSPECTION FACILITY

20,000 square feet of quality assurance. The bare essentials for a premium product. This state-of-the-art facility gives immediate daily feedback to production for quality assurance in every unit built.